

BlazeFrame® Single Leg Slotted (SL0 & SLW0)

BlazeFrame® Single Leg Slotted deflection track with one slotted leg and one solid leg for use with field applied BlazeFrame Tape

BlazeFrame® Single Leg Slotted deflection track is designed to accept field applied [BlazeFrame Tape](#) to create composite Firestop/Framing for use in fire-resistant joint systems in or between fire-resistance-rated walls and floor/ceiling or roof/ceiling assemblies. Many assemblies can also be used in smoke barriers with tested air leakage (L ratings) well below the code defined maximum of 5 cfm per linear foot.


(This profile should only be used in shaftwall or chase wall applications)

UL 2079 - Fifth Edition Compliant

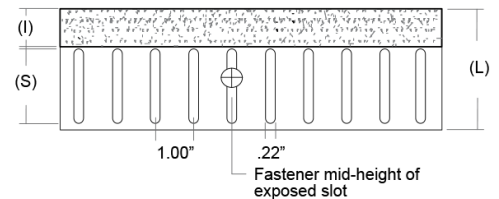
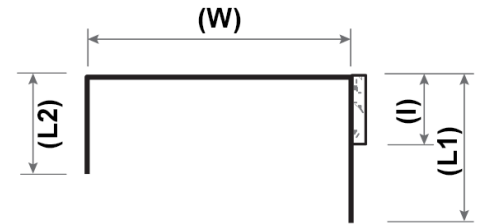
When used in conjunction with [BlazeFrame Tape](#) and [BlazeFrame Perimeter L-Bead](#) provides joint protection for up to 1" with UL 2079 Class II or III Movement Capabilities. Minimum CP60 coating. One leg with slots spaced 1" o.c. for positive attachment of studs per listed assemblies in UL Fire Resistance Directory. A 2mm thickness of cured intumescent material adhered to metal profiles provides air and smoke seals. When exposed to heat above 375 degrees Fahrenheit, the intumescent material expands up to 35 times its size. This provides protection from heat and flame passage during a fire event.

Product Data & Ordering Information:

Material:	Yield Strength: Grade 33ksi for 33mils and 43mils Yield Strength: Grade 50ksi for 54mils Coating: CP60 (CP90 available) 33mils: 20ga, 0.0346" Design Thickness, 0.0329" Min. Thickness 43mils: 18ga, 0.0451" Design Thickness, 0.0428" Min. Thickness 54mils: 16ga, 0.0566" Design Thickness, 0.0538" Min. Thickness
Web size (W):	Equal to the outside width of the stud (2-1/2", 3-5/8", 4", 6" and 8")
Front Leg (L1):	3"
Back Leg (L2):	2"
Vertical slots (S):	0.22" wide x 1.50" high and spaced every 1" o.c
Track Length:	10'-0"
BlazeFrame Tape (I):	1" or 1-1/4" widths (sold separately)
Joint Protection:	3/4" with 1" tape, 1" with 1-1/4" tape



- UL Classified and Listed Joint Systems
- Intumescent strip provides air & smoke seals
- Patents: www.cd-patents.com



CODE APPROVALS & PERFORMANCE STANDARDS

- AISI S220-15 North American Standard for CFS Framing - Nonstructural Members
 - (Compliant to ASTM C645, but IBC replaced with AISI S220 in IBC 2015)
 - Section A4 Material - Chemical & mechanical requirements (Referencing ASTM A1003/A1003M)
 - Section A5 Corrosion Protection (Referencing ASTM A653/A653M)
- AISI S240-15 North American Standard for Cold-Formed Steel Structural Framing
 - (Compliant to ASTM C955, but IBC replaced with AISI S200 in IBC 2015, AISI S240 in IBC 2018)
 - Section A3 Material - Chemical & mechanical requirements (Referencing ASTM A1003/A1003M)
 - Section A4 Corrosion Protection (Referencing ASTM A653/A653M)
- UL Design 2079 Fifth Edition Tests for Fire Resistance of Building Joint Systems
 - (When used in conjunction with [BlazeFrame Tape](#) and [BlazeFrame Perimeter L-Bead](#))
- IBC requires fire-resistant joint systems be tested in accordance w/the requirements of either ASTM E1966 or UL 2079.
- [UL File Number R26034-XHHW](#) Full list of BlazeFrame UL design assemblies
- SDS For ASTM A1003 Steel Framing Products For Interior Framing, Exterior Framing and Clips/Accessories

