

## BlazeFrame® (DL 1)

### "DL 1" (Deep Leg) Two solid legs w/ firestop on one side

Composite Firestop/Framing for use in fire-resistant joint systems in or between fire-resistance-rated walls and floor/ceiling or roof/ceiling assemblies. Many assemblies can also be used in smoke barriers with tested air leakage (L ratings) well below the code defined maximum of 5 cfm per linear foot.

(This profile should only be used in shaftwall or chase wall applications)

#### UL 2079 - Fifth Edition Compliant

When used in conjunction with BlazeFrame Perimeter L-Bead, provides joint protection for up to 1" with UL 2079 Class II or III Movement Capabilities. Two solid legs supporting "free floating" studs per listed assemblies in UL Fire Resistance Directory. A 2mm thickness of cured intumescent material adhered to metal profiles provides air and smoke seals. When exposed to heat above 375 degrees Fahrenheit, the intumescent material expands up to 35 times its size. This provides protection from heat and flame passage during a fire event.

#### Product Data & Ordering Information:

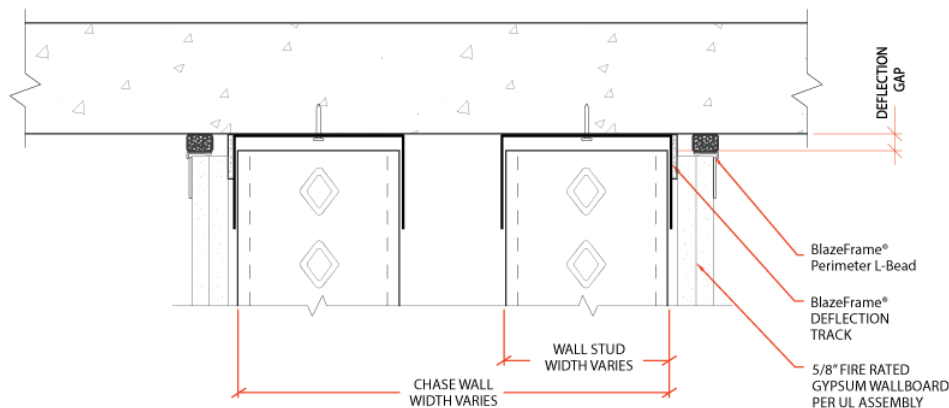
Material: Yield Strength: Grade 33ksi for 33mils & 43mils  
Yield Strength: Grade 50ksi for 54mils  
Coating: CP60 (CP90 available)  
33mils: 20ga STR, 0.0346" Design Thickness, 0.0329" Min. Thickness  
43mils: 18ga, 0.0451" Design Thickness, 0.0428" Min. Thickness  
54mils: 16ga, 0.0566" Design Thickness, 0.0538" Min. Thickness

#### Dimensions:


Profile	Leg Length (L)	Flange Width (I)	Joint Protection
DL 1	2.00"	1.00"	0.75"
DLW 1	2.00"	1.25"	1.00"

Inside depth: Equal to the outside width of the stud  
Web Size (W): 2-1/2", 3-5/8", 4", 6" and 8"  
Track length: 10'-0"

For connection details and fire rated assembly details on either of these systems, refer to [www.clarkdietrich.com/BlazeFrame](http://www.clarkdietrich.com/BlazeFrame).



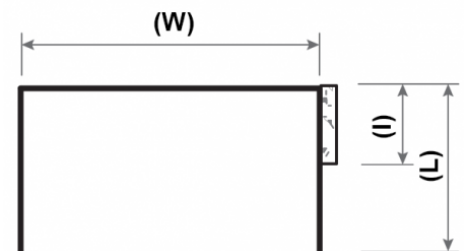
## 09.22.16 (Non-Structural Metal Framing)



- UL Classified and Listed Joint Systems
- Intumescent strip provides air & smoke seals
- Patents: [www.cd-patents.com](http://www.cd-patents.com)

#### ASTM & Code Standards:

- AISI S220 and S240
- ASTM C645, C955, A1003 and A653
- UL 2079 - Fifth Edition compliant (When used in conjunction with BlazeFrame Perimeter L-Bead)
- IBC requires fire-resistant joint systems be tested in accordance w/the requirements of either ASTM E1966 or UL 2079.
- SDS & Product Certification info available at [www.clarkdietrich.com/SupportDocs](http://www.clarkdietrich.com/SupportDocs)



#### Project Information

Name:  
Address:

#### Contractor Information

Name:  
Contact:  
Phone:  
Fax:

#### Architect Information

Name:  
Contact:  
Phone:  
Fax:

## BlazeFrame® Perimeter L-Bead Vinyl L-Bead with Compressible Foam

BlazeFrame® Perimeter L-Bead creates an easy attachment that is attained with staples through the bead flange. Multiple perforations along the 1-1/8" flange enhance strong compound adhesion and the raised shoulder provides for a flush finish. Rigid vinyl is rust proof, dent resistant and easy to field cut without distorting profile or leaving sharp edges and burrs.

Composite Firestop/Framing for use in fire-resistant joint systems in or between fire-resistance-rated walls and floor/ceiling or roof/ceiling assemblies. Many assemblies can also be used in smoke barriers with tested air leakage (L ratings) well below the code defined maximum of 5 cfm per linear foot.

### UL 2079 - Fifth Edition Compliant

When used in conjunction with BlazeFrame Fire Stop Deflection Track Systems. Provides joint protection for up to 1" with UL 2079 Class II or III Movement Capabilities.

### Product Data & Ordering Information:

Vinyl Material:	0.028" PVC (Polyvinyl Chloride)
L-Bead Dimensions:	1/2" Leg x 1-1/8" Flange (available in rip bead)
Length:	8-foot long
Vinyl color:	White
Foam color:	Black

Width	Length	Wt./Ctn.	Pcs./Ctn.
1/2"	8'	24 lbs	50

### ASTM & Code Standards:

- ASTM C1047 - Standard Specification for Accessories for Gypsum Wallboard and Gypsum Veneer Base
- ASTM D3678 Class 2 materials
- Installation: ASTM C840 & C841 (Interior Finishes)
- SFO compressible semi-closed foam per ASTM D1056-7
- UL 2079 - Fifth Edition compliant (When used in conjunction with BlazeFrame Firestop Deflection Track Systems)
- IBC requires that fire-resistant joint systems be tested in accordance with the requirements of either ASTM E1966 or UL 2079.
- SDS & Product Certification Information is available at [www.clarkdietrich.com/SupportDocs](http://www.clarkdietrich.com/SupportDocs)
- Please refer to UL Listings for additional details.

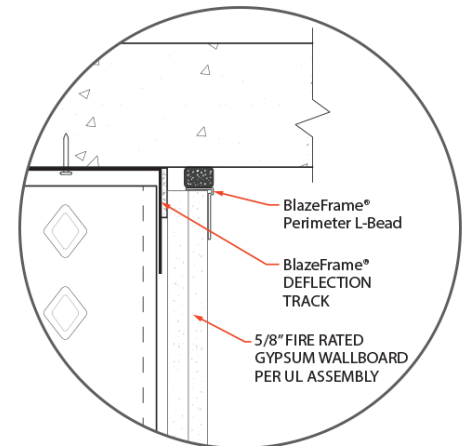

### Storage:

**All stored materials shall be kept dry. Materials shall be stacked off the ground, supported on a level platform, and protected from the weather.**

### Installation Instructions:

- Cut to length with a fine-toothed hacksaw or chop saw
- Make sure to cut ends square
- Compress the foam and slide the horizontal leg over the top edge of the gypsum board
- Ensure the horizontal flange and vertical flange are in contact with the gypsum board.
- Attach perforated vertical flange to the gypsum base with Bostich 9/16" type G staples, or equivalent, spaced 12" on center maximum
- Repeat steps #1 and #2 and then butt together and align to provide a neat tight fit, with no gaps between the vinyl or foam.
- Repeat until all joints have been filled with the BlazeFrame Perimeter L-Bead
- Apply joint compound to perforated leg

### 09.22.00 (Support for Plaster & Gypsum Board)



### Project Information

Name:  
Address:

### Contractor Information

Name:  
Contact:  
Phone:  
Fax:

### Architect Information

Name:  
Contact:  
Phone:  
Fax: