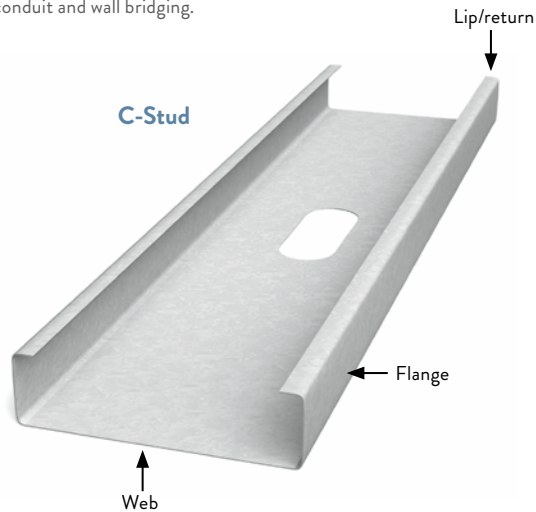


## Overview

### Wall stud and floor joist section properties.

ClarkDietrich cold-formed C-studs, produced to AISI S240 standards, for axial load-bearing and curtain wall framing are prepunched with knockouts at regular intervals—specifically designed to allow for rapid installation of pipes, electrical conduit and wall bridging.



### PUNCHOUTS / KNOCKOUTS

ClarkDietrich cold-formed C-studs, produced to AISI S240, for axial load-bearing and curtain-wall framing are prepunched with punchouts at regular intervals—specifically designed to allow for rapid installation of pipes, electrical conduit and wall bridging.

#### East Coast / Central punch spacing:

Center of punchouts are 12" from lead end, then 24" o.c.

#### West Coast punch spacing:

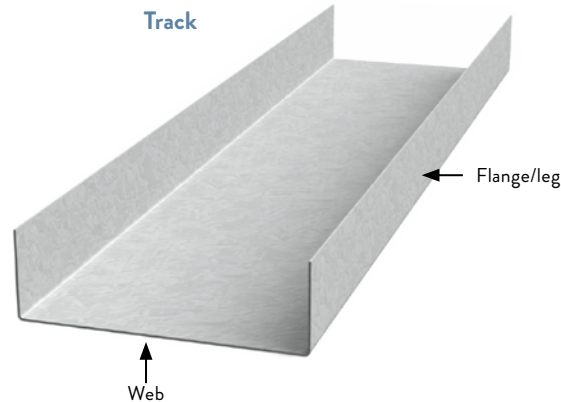
Center of punchouts are 24" from lead end, then 24" o.c.

Center of tail end punchout not less than 12" from end of stud.

Caution must be exercised when installing studs so knockouts align for bridging. Based on stud length, the distance the knockout falls from the tail end of the stud may not be the same from the lead end. To align punchouts, make sure to use the same end in the same direction consistently.

### Track section properties.

ClarkDietrich structural track is a U-shaped framing component used as top and bottom runners to secure wall studs. It is produced to AISI S240 standards, and comes in standard 10' lengths. Structural track is also used as end-support closures for joists at exterior or foundation walls, head and sill plates of wall openings and solid blocking.



Track is normally ordered in corresponding size and gauge to the wall studs. Longer leg track is used for deflection conditions or to accommodate uneven or inconsistent floor or ceiling conditions. ClarkDietrich also offers custom sizes, lengths and coatings.

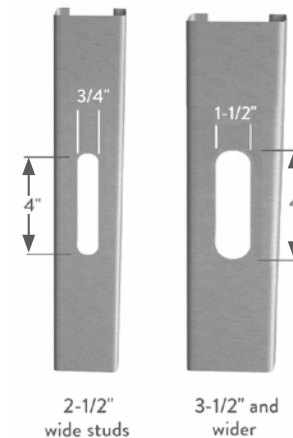


If lateral bracing is required for head-of-wall deflection track and a punchout is not spaced 12" from the top of stud, use strapping and blocking in lieu of CRC or Spazzer Bar lateral bridging.

If custom punchout patterns are required, contact ClarkDietrich Sales or local plant for requests.

### PUNCHOUT SIZES

Standard punchout sizing is 1-1/2" x 4" in members 3-1/2" and wider. Members smaller than 3-1/2" are unpunched unless otherwise specified at time of order. If specified, members will be punched with a 3/4" x 4" knockout.



Complies with AISI S100-16 (2020) w/S2-20 • IBC 2024